

## Championnat de France 2018 Handikart Finale Classement

Cl.	N°	Pilote	Ligue	Chassis	Gr	Tours	Ecart	Interv.	M.Tour
1	99	LEGER Maxime	CENTRE	KOSMIC	H2	22			58.290
2	76	FLAMANT Laurent	NORMANDIE	REDSPEED	H2	22	+13.472	+13.472	58.685
3	1	TURKAWKA Adrien	ILE-DE-FRANCE	REDSPEED	H2	22	+25.905	+12.433	59.296
4	2	GIRAUD Christophe	ILE-DE-FRANCE	SODI	H2	22	+29.420	+3.515	59.550
5	7	MENEUR Gilbert	BRETAGNE-PDL	SODI	H2	22	+32.546	+3.126	59.580
6	8	CHEVESSON Nicolas	CENTRE	TECNO	H2	22	+33.855	+1.309	59.540
7	14	CHAN TSIN Vianney	NORMANDIE	KOSMIC	H4	21	+1 Tour	+1 Tour	1:00.879
8	9	FONTAN Cédric	OCCITANIE PYRENEES	CRG	H4	20	+2 Tours	+1 Tour	1:04.502
9	79	BLONDEAUX Corinne	♥ NORMANDIE	KOSMIC	H2	18	+4 Tours	+2 Tours	1:12.957
10	97	GODARD DE DONVILLE Nicolas	AQUITAINE GUYANE	BIREL ART	H2	11	+11 Tours	+7 Tours	59.301
11	85	DUBOIS Fabrice	CENTRE	SODI	H4		+22 Tours	+11 Tours	

Meilleur tour: 99 LEGER Maxime - 58.290

Pas un tour

85	DUBOIS Fabrice	CENTRE	SODI	H4
----	----------------	--------	------	----

Disqualifié de la manche

23	VACHE Mickael	BRETAGNE-PDL	BIREL ART	H2
----	---------------	--------------	-----------	----

N° 23 Disqualifié de la finale : Poids non-conforme (Art. 19 du RSN) Décision n° 5

Sous réserve du contrôle technique ou de fait sportif

Le Chronométrage

Heure d'affichage

Le Président du Collège

Championnat de France 2018  
Handikart  
Finale  
Historique

N°	Tour	Secteur 1	Secteur 2	Secteur 3	Temps
<b>1 TURKAWKA Adrien</b>					
1					<b>11:23.219</b>
1		<b>21.501</b>	<b>40.538</b>	<b>36.394</b>	
START					
1		38.623	<b>34.671</b>	<b>33.221</b>	
1	1	<b>21.073</b>	<b>22.861</b>	<b>18.546</b>	<b>1:02.480</b>
1	2	<b>19.449</b>	<b>22.500</b>	<b>18.234</b>	<b>1:00.183</b>
1	3	<b>19.152</b>	<b>22.363</b>	18.243	<b>59.758</b>
1	4	<b>19.115</b>	22.612	18.362	1:00.089
1	5	19.266	22.449	18.259	59.974
1	6	19.281	<b>22.259</b>	18.303	59.843
1	7	19.583	22.310	<b>18.182</b>	1:00.075
1	8	19.220	22.295	18.444	59.959
1	9	19.370	22.803	18.307	1:00.480
1	10	19.783	<b>22.220</b>	18.184	1:00.187
1	11	19.220	22.457	<b>18.091</b>	59.768
1	12	19.237	<b>22.119</b>	18.219	<b>59.575</b>
1	13	<b>19.065</b>	<b>22.105</b>	18.249	<b>59.419</b>
1	14	19.214	22.420	18.262	59.896
1	15	19.201	22.179	18.281	59.661
1	16	19.173	<b>22.064</b>	<b>18.059</b>	<b>59.296</b>
1	17	19.214	22.164	18.344	59.722
1	18			18.137	1:00.013
1	19			<b>17.979</b>	59.313
1	20	19.386	22.503	18.258	1:00.147
1	21				59.981
FINISH					
1	22	19.170	22.224	18.121	59.515

<b>2 GIRAUD Christophe</b>					
2					<b>11:41.333</b>
2		<b>21.641</b>	<b>40.829</b>	<b>36.329</b>	
START					
2		38.420	<b>34.868</b>	<b>33.570</b>	
2	1	<b>20.610</b>	<b>22.772</b>	<b>18.584</b>	<b>1:01.966</b>
2	2	<b>19.672</b>	<b>22.319</b>	<b>18.253</b>	<b>1:00.244</b>
2	3	<b>19.177</b>	22.531	<b>18.213</b>	<b>59.921</b>
2	4	19.234	22.550	18.464	1:00.248
2	5	19.272	22.501	<b>18.205</b>	59.978

N°	Tour	Secteur 1	Secteur 2	Secteur 3	Temps
2	6	19.358	22.605	18.306	1:00.269
2	7	19.462	22.362	18.293	1:00.117
2	8	19.576	22.401	18.518	1:00.495
2	9	19.609	22.396	18.643	1:00.648
2	10	20.155	22.346	18.264	1:00.765
2	11	<b>19.166</b>	<b>22.221</b>	18.663	1:00.050
2	12	<b>19.136</b>	<b>22.162</b>	18.252	<b>59.550</b>
2	13	19.466	22.248	<b>18.078</b>	59.792
2	14	19.168	22.327	18.218	59.713
2	15	19.136	<b>22.158</b>	18.263	59.557
2	16	<b>19.118</b>	22.265	18.203	59.586
2	17	19.265	22.487	18.284	1:00.036
2	18			18.388	1:00.013
2	19			18.426	59.821
2	20	19.179	22.255	18.450	59.884
2	21				1:00.947
FINISH					
2	22	19.130		1:17.934	59.684

<b>7 MENEUR Gilbert</b>					
7					<b>11:37.242</b>
7		<b>22.817</b>	<b>39.764</b>	<b>35.550</b>	
START					
7		39.140	<b>34.781</b>	<b>32.589</b>	
7	1	<b>21.300</b>	<b>23.155</b>	<b>18.419</b>	<b>1:02.874</b>
7	2	<b>19.243</b>	<b>22.644</b>	<b>18.173</b>	<b>1:00.060</b>
7	3	19.340	22.832	18.379	1:00.551
7	4	19.312	<b>22.588</b>	18.631	1:00.531
7	5	19.305	<b>22.536</b>	18.505	1:00.346
7	6	19.330	<b>22.311</b>	<b>18.145</b>	<b>59.786</b>
7	7	<b>19.144</b>	22.314	18.150	<b>59.608</b>
7	8	19.152	22.455	18.279	59.886
7	9	<b>19.110</b>	22.377	18.857	1:00.344
7	10	19.946	22.731	18.150	1:00.827
7	11	19.257	<b>22.178</b>	18.310	59.745
7	12	19.562	22.228	18.234	1:00.024
7	13	19.237	22.332	18.232	59.801
7	14	<b>19.105</b>	22.273	18.202	<b>59.580</b>
7	15	19.106	22.349	18.993	1:00.448
7	16	19.352	22.517	18.281	1:00.150

Championnat de France 2018

Handikart

Finale

Historique

N°	Tour	Secteur 1	Secteur 2	Secteur 3	Temps
7	17	19.608	22.373	18.257	1:00.238
7	18			18.166	59.650
7	19			18.274	59.655
7	20	<b>19.099</b>			59.905
7	21				1:01.769
FINISH					
7	22	19.328	22.383	18.369	1:00.080

## 8 CHEVESSON Nicolas

8				<b>11:30.341</b>	
8		<b>23.268</b>	<b>37.127</b>	<b>35.713</b>	
START					
8		38.971	<b>34.537</b>	<b>32.713</b>	
8	1	<b>21.886</b>	<b>23.220</b>	<b>18.615</b>	<b>1:03.721</b>
8	2	<b>19.439</b>	<b>22.827</b>	<b>18.485</b>	<b>1:00.751</b>
8	3	19.601	<b>22.491</b>	18.512	<b>1:00.604</b>
8	4	19.466	22.598	<b>18.299</b>	<b>1:00.363</b>
8	5	<b>19.412</b>	22.517	18.329	<b>1:00.258</b>
8	6	<b>19.257</b>	<b>22.401</b>	18.363	<b>1:00.021</b>
8	7	19.325	<b>22.253</b>	<b>18.212</b>	<b>59.790</b>
8	8	19.337	22.676	18.329	1:00.342
8	9	19.351	22.376	18.271	59.998
8	10	19.480	24.483	18.240	1:02.203
8	11	19.670	22.443	<b>18.186</b>	1:00.299
8	12	19.297	22.267	<b>18.086</b>	<b>59.650</b>
8	13	<b>19.187</b>	22.562	18.118	59.867
8	14	<b>19.110</b>	22.313	18.244	59.667
8	15	19.217	<b>22.250</b>	18.234	59.701
8	16	19.915	22.610	18.416	1:00.941
8	17	19.233	22.304	18.102	<b>59.639</b>
8	18			18.259	<b>59.617</b>
8	19			18.142	59.726
8	20	19.272			<b>59.540</b>
8	21				59.900
FINISH					
8	22	20.026	<b>22.048</b>	<b>18.060</b>	1:00.134

## 9 FONTAN Cédric

9				<b>11:24.487</b>	
9		<b>29.336</b>	<b>29.991</b>	<b>31.374</b>	
START					
9		39.593	34.045	32.086	
9	1	<b>24.569</b>	<b>26.656</b>	<b>21.661</b>	<b>1:12.886</b>
9	2	<b>22.479</b>	<b>25.512</b>	<b>20.853</b>	<b>1:08.844</b>
9	3	<b>21.832</b>	<b>25.453</b>	<b>20.279</b>	<b>1:07.564</b>
9	4	<b>21.258</b>	<b>24.829</b>	<b>20.083</b>	<b>1:06.170</b>
9	5	<b>21.075</b>	24.902	20.174	<b>1:06.151</b>
9	6	21.351	<b>24.587</b>	<b>19.819</b>	<b>1:05.757</b>

N°	Tour	Secteur 1	Secteur 2	Secteur 3	Temps
9	7	<b>21.030</b>	25.514	19.878	1:06.422
9	8	21.943	24.708	22.146	1:08.797
9	9	21.599	25.216	<b>19.593</b>	1:06.408
9	10	21.150	25.166	19.613	1:05.929
9	11	21.136	<b>24.184</b>	<b>19.489</b>	<b>1:04.809</b>
9	12	<b>20.589</b>	24.426	<b>19.487</b>	<b>1:04.502</b>
9	13	21.827	25.260	19.856	1:06.943
9	14	21.074	24.694	20.013	1:05.781
9	15	20.980	25.028	19.906	1:05.914
9	16	20.841	24.314	19.530	1:04.685
9	17			19.692	1:05.219
9	18	21.103	24.220	19.526	1:04.849
9	19				1:06.921
FINISH					
9	20	22.345	24.430	<b>19.001</b>	1:05.776

## 14 CHAN TSIN Vianney

14				<b>11:32.957</b>	
14		<b>22.879</b>	<b>38.059</b>	<b>35.779</b>	
START					
14		38.836	<b>34.780</b>	<b>32.876</b>	
14	1	<b>22.533</b>	<b>24.010</b>	<b>18.844</b>	<b>1:05.387</b>
14	2	<b>19.551</b>	<b>23.128</b>	<b>18.426</b>	<b>1:01.105</b>
14	3	<b>19.521</b>	<b>22.948</b>	<b>18.410</b>	<b>1:00.879</b>
14	4	19.736	23.172	18.433	1:01.341
14	5	19.640	23.181	18.660	1:01.481
14	6	19.887	23.562	18.717	1:02.166
14	7	19.971	23.396	18.907	1:02.274
14	8	19.933	23.363	18.729	1:02.025
14	9	19.855	23.342	18.883	1:02.080
14	10	19.714	22.999	18.520	1:01.233
14	11	19.715	<b>22.877</b>	18.548	1:01.140
14	12	20.490	22.926	18.511	1:01.927
14	13	19.641	22.909	19.438	1:01.988
14	14	20.997	23.161	18.488	1:02.646
14	15	19.934	22.913	18.529	1:01.376
14	16	19.931	23.210	19.013	1:02.154
14	17	20.115	22.984	19.172	1:02.271
14	18			19.925	1:03.659
14	19			18.791	1:01.727
14	20	19.958			1:01.613
FINISH					
14	21	19.580	23.077	19.183	1:01.840

## 23 VACHE Mickael

23				<b>11:40.775</b>	
23		<b>22.133</b>	<b>39.829</b>	<b>36.250</b>	
START					

Championnat de France 2018





Handikart

Finale

Historique

N°	Tour	Secteur 1	Secteur 2	Secteur 3	Temps
23		38.723	<b>34.594</b>	<b>33.469</b>	
23	1	<b>20.795</b>	<b>22.959</b>	<b>18.339</b>	<b>1:02.093</b>
23	2	<b>19.581</b>	<b>22.456</b>	<b>18.236</b>	<b>1:00.273</b>
23	3	<b>19.143</b>	<b>22.283</b>	<b>18.216</b>	<b>59.642</b>
23	4	19.222	22.755	18.260	1:00.237
23	5	19.359	22.385	18.408	1:00.152
23	6	19.618	22.405	<b>18.159</b>	1:00.182
23	7	19.588	22.409	18.181	1:00.178
23	8	19.398	22.438	18.433	1:00.269
23	9	<b>18.986</b>	22.298	18.442	59.726
23	10	20.624	22.303	18.193	1:01.120
23	11	19.126	<b>22.158</b>	<b>18.086</b>	<b>59.370</b>
23	12	19.246	<b>22.074</b>	18.172	59.492
23	13	19.082	22.239	<b>18.015</b>	<b>59.336</b>
23	14	19.257	22.497	18.049	59.803
23	15	19.338	22.157	18.257	59.752
23	16	19.312	<b>22.056</b>	<b>17.988</b>	59.356
23	17	19.194	22.244	18.073	59.511
23	18			18.101	1:00.147
23	19			<b>17.908</b>	59.425
23	20	19.242	22.737	18.055	1:00.034
23	21				1:00.151
			FINISH		
23	22	19.036	22.167	18.216	59.419

## 76 FLAMANT Laurent

76				<b>11:39.972</b>	
76		<b>21.032</b>	<b>41.830</b>	<b>36.442</b>	
		START			
76		38.385	<b>34.890</b>	<b>33.346</b>	
76	1	<b>20.725</b>	<b>22.816</b>	<b>18.344</b>	<b>1:01.885</b>
76	2	<b>19.231</b>	<b>22.382</b>	<b>18.065</b>	<b>59.678</b>
76	3	<b>19.091</b>	<b>22.324</b>	<b>18.042</b>	<b>59.457</b>
76	4	<b>18.864</b>	<b>22.210</b>	<b>17.903</b>	<b>58.977</b>
76	5	<b>18.822</b>	22.514	17.942	59.278
76	6	18.941	22.311	17.924	59.176
76	7	<b>18.754</b>	22.249	17.910	<b>58.913</b>
76	8	18.831	<b>21.948</b>	17.977	<b>58.756</b>
76	9	19.582	22.240	<b>17.825</b>	59.647
76	10	18.787	22.486	18.047	59.320
76	11	18.967	22.128	17.968	59.063
76	12	18.796	22.113	<b>17.776</b>	<b>58.685</b>
76	13	18.756	22.166	17.987	58.909
76	14	18.896	21.973	17.875	58.744
76	15	19.211	<b>21.768</b>	18.016	58.995
76	16	23.840	22.086	17.812	1:03.738
76	17	18.969	21.851	17.937	58.757
76	18			17.975	58.753
76	19			18.121	59.588
76	20			17.859	58.906

N°	Tour	Secteur 1	Secteur 2	Secteur 3	Temps
76	21				58.760
			FINISH		
76	22	18.980	22.255	17.935	59.170

## 79 BLONDEAUX Corinne

79				<b>1:23.621</b>	
79		<b>28.532</b>	<b>30.353</b>	<b>32.633</b>	
		START			
79		40.215	33.389	32.828	
79	1	<b>25.694</b>	<b>28.066</b>	<b>22.314</b>	<b>1:16.074</b>
79	2	<b>24.400</b>	<b>27.519</b>	22.627	<b>1:14.546</b>
79	3	<b>24.047</b>	27.887	22.595	<b>1:14.529</b>
79	4	24.380	30.503	24.786	1:19.669
79	5	24.345	27.631	<b>21.920</b>	<b>1:13.896</b>
79	6	<b>23.910</b>	<b>26.882</b>	22.165	<b>1:12.957</b>
79	7	<b>23.746</b>	27.081	22.535	1:13.362
79	8	25.942	27.720	22.845	1:16.507
79	9	24.918	28.835	22.087	1:15.840
79	10	25.795	27.300	<b>21.802</b>	1:14.897
79	11	24.327	28.324	22.281	1:14.932
79	12	24.951	27.280	24.229	1:16.460
79	13	25.435	27.816	22.095	1:15.346
79	14	23.957	<b>26.829</b>	22.701	1:13.487
79	15			22.597	1:14.747
79	16	25.005	28.732	23.216	1:16.953
79	17				1:14.125
			FINISH		
79	18	24.599	27.935	22.364	1:14.898

## 85 DUBOIS Fabrice

85				<b>11:32.088</b>	
		START			
		FINISH			

## 97 GODARD DE DONVILLE Nicolas

97				<b>11:33.583</b>	
97		<b>22.457</b>	<b>38.771</b>	<b>36.061</b>	
		START			
97		38.759	<b>34.789</b>	<b>32.902</b>	
97	1	<b>21.567</b>	<b>23.251</b>	<b>18.505</b>	<b>1:03.323</b>
97	2	<b>19.572</b>	<b>22.593</b>	<b>18.279</b>	<b>1:00.444</b>
97	3	<b>19.345</b>	<b>22.282</b>	18.339	<b>59.966</b>
97	4	<b>19.144</b>	22.564	19.122	1:00.830
97	5	19.293	<b>22.100</b>	18.559	<b>59.952</b>
97	6	19.273	23.473	<b>18.100</b>	1:00.846
97	7	<b>19.084</b>	<b>22.055</b>	18.162	<b>59.301</b>

Championnat de France 2018

Handikart

Finale

Historique

N°	Tour	Secteur 1	Secteur 2	Secteur 3	Temps
97	8	19.105	22.080	18.128	59.313
97	9	<b>19.046</b>	22.198	18.478	59.722
97	10	20.004	22.446	<b>18.057</b>	1:00.507
97	11	19.287	22.118	18.696	1:00.101
FINISH					

## 99 LEGER Maxime

99					<b>11:41.155</b>
99		<b>21.094</b>	<b>41.794</b>	<b>36.556</b>	
START					
99		38.107	<b>35.065</b>	<b>33.558</b>	
99	1	<b>19.897</b>	<b>22.516</b>	<b>18.102</b>	<b>1:00.515</b>
99	2	<b>19.018</b>	<b>22.190</b>	18.138	<b>59.346</b>
99	3	<b>18.957</b>	<b>22.148</b>	<b>17.982</b>	<b>59.087</b>
99	4	<b>18.886</b>	<b>21.920</b>	<b>17.894</b>	<b>58.700</b>
99	5	18.887	22.369	18.029	59.285
99	6	<b>18.833</b>	<b>21.894</b>	<b>17.891</b>	<b>58.618</b>
99	7	18.834	<b>21.734</b>	<b>17.785</b>	<b>58.353</b>
99	8	<b>18.771</b>	21.963	17.899	58.633
99	9	18.882	21.783	17.894	58.559
99	10	19.207	21.852	17.788	58.847
99	11	<b>18.767</b>	21.746	17.945	58.458
99	12	<b>18.755</b>	21.752	<b>17.783</b>	<b>58.290</b>
99	13	18.869	21.754	<b>17.762</b>	58.385
99	14	<b>18.714</b>	21.910	17.826	58.450
99	15	18.849	21.744	<b>17.751</b>	58.344
99	16	18.811	21.862	17.882	58.555
99	17	19.711	22.452	17.856	1:00.019
99	18	18.817	<b>21.729</b>	17.811	58.357
99	19			17.828	58.935
99	20			17.765	58.392
99	21	19.056			58.737
FINISH					
99	22			18.011	59.050

# Championnat de France 2018

## Handikart

### Finale

#### Tour par tour

Grille	99	2	76	23	1	7	97	85	14	8	79	9
--------	----	---	----	----	---	---	----	----	----	---	----	---

	1.	2.	3.	4.	5.	6.	7.	8.	9.	10.	11.	12.
Départ	99	2	76	23	1	7	97	8	14	9	79	
Tour 1	99	2	76	23	1	7	97	8	14	9	79	
Tour 2	99	76	2	23	1	7	97	8	14	9	79	
Tour 3	99	76	2	23	1	7	97	8	14	9	79	
Tour 4	99	76	2	23	1	7	97	8	14	9	79	
Tour 5	99	76	2	23	1	7	97	8	14	9	79	
Tour 6	99	76	2	1	23	7	97	8	14	9	79	
Tour 7	99	76	2	1	23	7	97	8	14	9	79	
Tour 8	99	76	1	2	23	7	97	8	14	9	79	
Tour 9	99	76	23	1	2	97	7	8	14	9	79	
Tour 10	99	76	1	23	2	97	7	8	14	9	79	
Tour 11	99	76	1	23	2	97	7	8	14	9	79	
Tour 12	99	76	1	23	2	7	8	14	9	79		
Tour 13	99	76	1	23	2	7	8	14	9	79		
Tour 14	99	76	1	23	2	7	8	14	9	79		
Tour 15	99	76	1	23	2	7	8	14	9	79		
Tour 16	99	76	1	23	2	7	8	14	9	79		
Tour 17	99	76	1	23	2	7	8	14	9	79		
Tour 18	99	76	1	23	2	7	8	14	9	79		
Tour 19	99	76	1	23	2	7	8	14	9			
Tour 20	99	76	1	23	2	7	8	14	9			
Tour 21	99	76	1	23	2	7	8	14				
Tour 22	99	76	1	23	2	7	8					